

Changing the Scale of Views Sent to Layout using Edit Tools

Reference Number: **KB-03170**

Last Modified: **September 23, 2024**

The information in this article applies to:



QUESTION

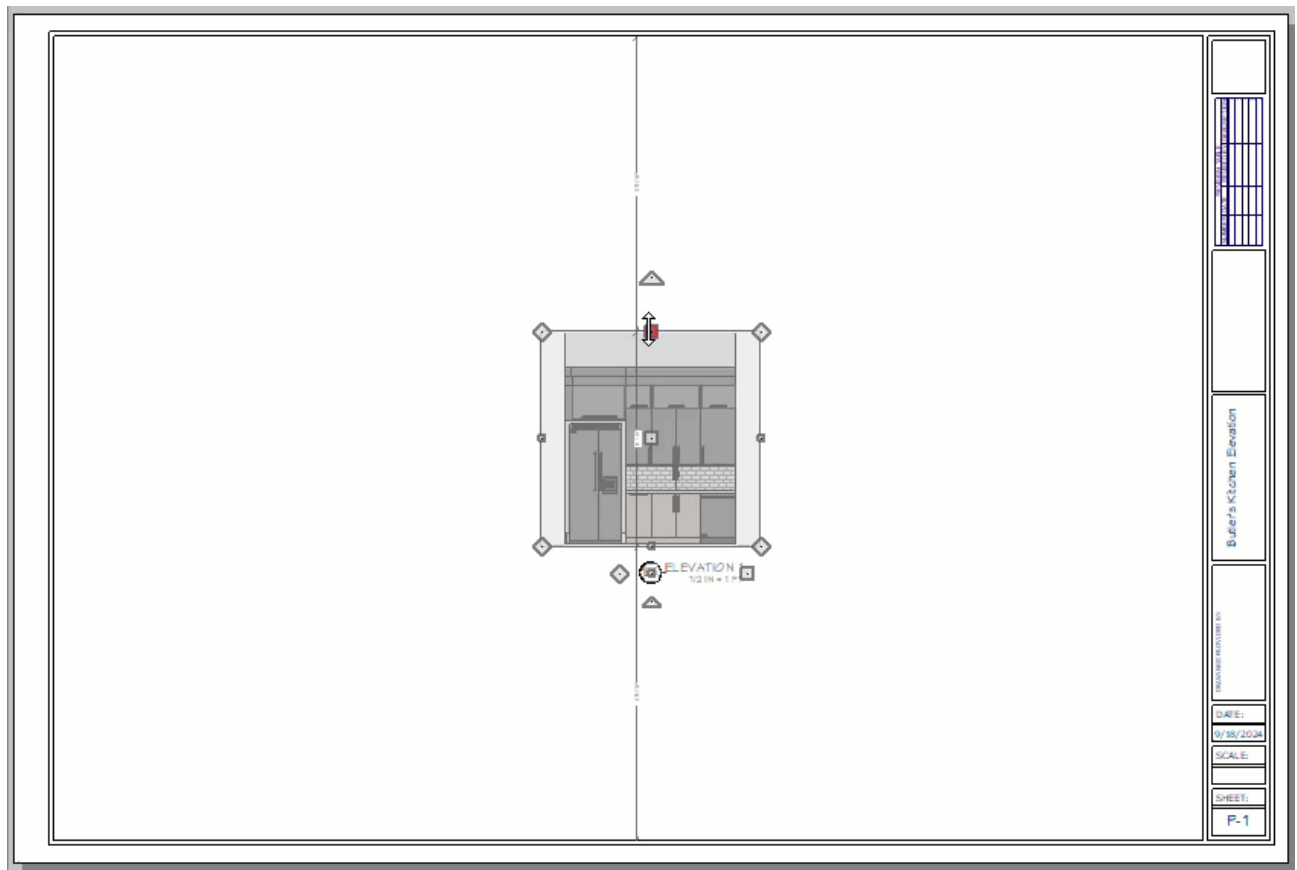
I would like to change the size of my views that I have sent to layout. Is there an easy way to do this without deleting and resending the views?

ANSWER


If you have sent one or more views to a layout file and you would like to adjust their scale, you can do so using the various edit tools that display when a layout box is selected.

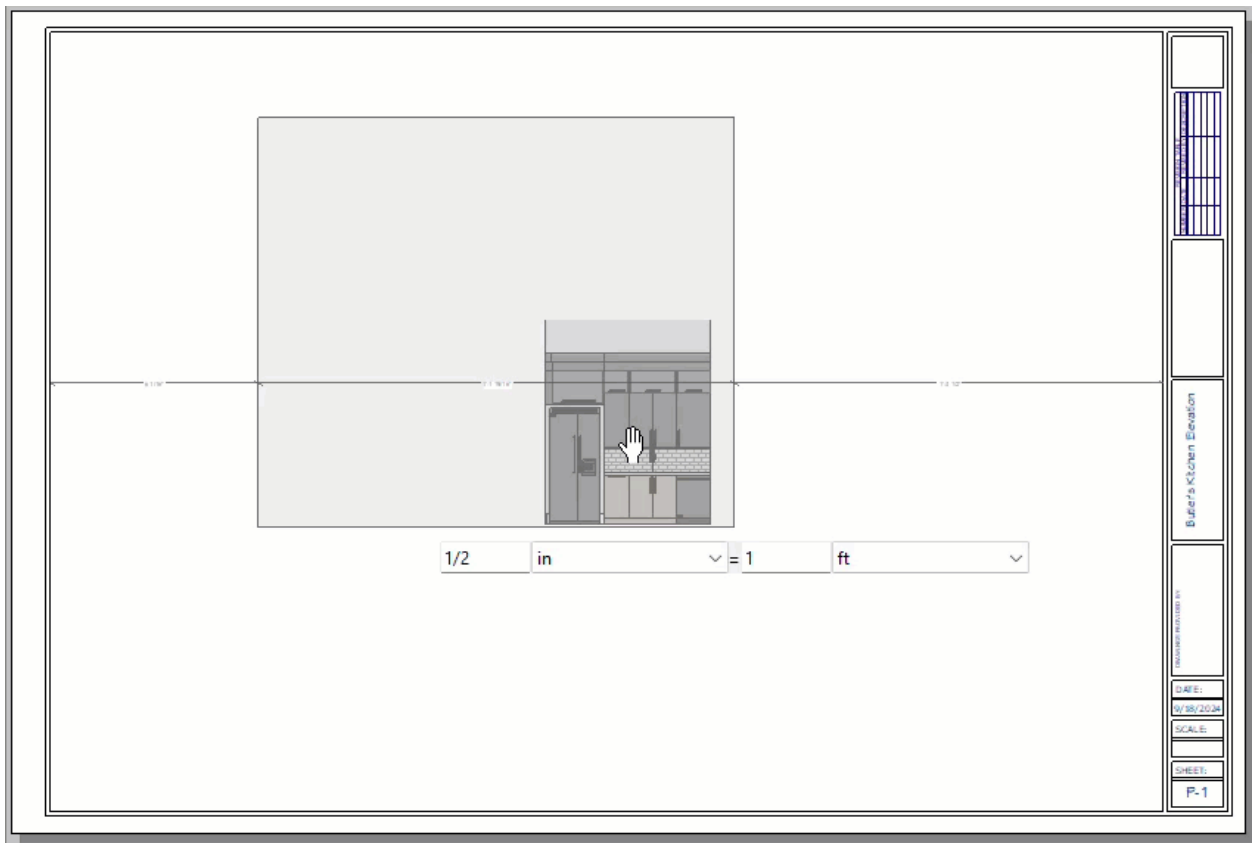
To rescale views sent to layout using edit tools



1. With your layout file open, select one of the views that you have sent to a layout. If desired, resize the layout box using the various edit handles.




2. Use the various edit tools to rescale the selected view.

- Use the **Pan/Scale Layout Box***  edit tool to position and resize the view in the layout box, as well as specify its scale using inline text fields. Inline text fields only display for scaled views such as plan views, CAD Details, and cross sections/elevation views.



- Use the **Scale Layout Contents To Fit***  edit tool to rescale the view so that all contents can be seen within the layout box's current extents. The program chooses a scale that best achieves this task, regardless of whether it is a commonly used scale or not.
- Use the **Recenter Layout Box Contents***  edit tool to center the view in the layout box without changing the view's scale.

**Applies to X14 and newer versions.*

- Use the **Rescale Layout View**  edit tool to open the **Change Scale** dialog where you can set the view's scale. This tool is only available for scaled views such as plan views, CAD Details, and cross sections/elevation views.

Related Articles


- [📄 Creating and Using Layout Templates \(/support/article/KB-00737/creating-and-using-layout-templates.html\)](/support/article/KB-00737/creating-and-using-layout-templates.html)
- [📄 Resizing a Layout Title Block and Border \(/support/article/KB-02862/resizing-a-layout-title-block-and-border.html\)](/support/article/KB-02862/resizing-a-layout-title-block-and-border.html)
- [📄 Setting Up Layout Template Pages \(/support/article/KB-03018/setting-up-layout-](/support/article/KB-03018/setting-up-layout-)

[template-pages.html](#))

[Turning off the Display of Layout Box Labels \(/support/article/KB-00327/turning-off-the-display-of-layout-box-labels.html\)](#)



[\(https://chieftalk.chiefarchitect.com/\)](https://chieftalk.chiefarchitect.com/)

 [\(/blog/\)](#)



[\(/https://www.facebook.com/ChiefArchitect\)](https://www.facebook.com/ChiefArchitect)



[\(/https://www.youtube.com/user/ChiefArchitectInc\)](https://www.youtube.com/user/ChiefArchitectInc)



[\(/https://www.instagram.com/chiefarchitect/\)](https://www.instagram.com/chiefarchitect/)



[\(/https://www.houzz.com/pro/chiefarchitect/\)](https://www.houzz.com/pro/chiefarchitect/)



[\(/https://www.pinterest.com/chiefarchitect/\)](https://www.pinterest.com/chiefarchitect/)